



SKYBLUE BCI SOLAR FLEXIBLE FUND OF FUNDS

MANAGED BY: SKYBLUE FUND MANAGERS - AUTHORISED FSP 30248

MINIMUM DISCLOSURE DOCUMENT

30 JUNE 2017

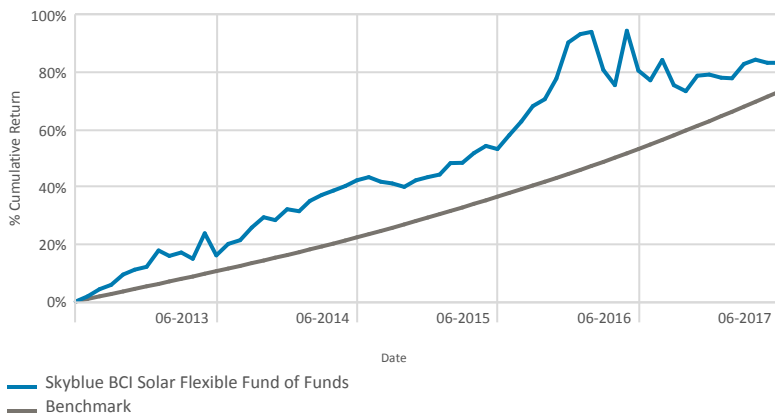
INVESTMENT OBJECTIVE

The investment objective of the portfolio is to maximize long term total returns whilst providing investors with above-average medium to long term total return.

INVESTMENT UNIVERSE

The generation of consistent capital appreciation in excess of money market rates plus 5% by the use of a totally flexible asset allocation strategy, incorporating all asset classes and which reflects the changing market conditions.

PERFORMANCE (Net of Fees)



	1 Year	3 Years	5 Years	10 Years	Since Inception
Cumulative (%)					
Fund	1.51	28.82	83.29	-	121.03
Benchmark	13.01	41.52	73.19	-	216.82
Annualised (%)					
Fund	1.51	8.81	12.88	-	8.48
Benchmark	13.01	12.27	11.61	-	12.55

* Inception date: 02 Oct 2007

** Annualised return is the weighted average compound growth rate over the period measured.

Highest and lowest calendar year performance since inception

High	32.80
Low	-14.82

MONTHLY RETURNS

	JAN	FEB	MAR	APR	MAY	JUN	JUL	AUG	SEP	OCT	NOV	DEC	YEAR
2017	-0.6	-0.1	2.8	0.8	-0.6	0.0	-	-	-	-	-	-	-
2016	1.5	0.4	-6.9	-2.9	10.8	-7.1	-1.9	4.0	-4.8	-1.2	3.1	0.2	-5.9
2015	0.6	2.8	0.0	2.3	1.6	-0.7	3.2	3.0	3.3	1.4	4.2	7.1	32.8
2014	-0.5	2.8	1.5	1.1	1.2	1.4	0.8	-1.1	-0.5	-0.9	1.7	0.7	8.5
2013	5.1	-1.6	1.0	-1.9	7.8	-6.2	3.5	1.1	3.6	2.9	-0.8	2.9	17.9
2012	5.0	1.6	-0.2	1.4	-2.6	-0.2	1.8	2.5	1.4	3.3	1.5	0.9	17.6

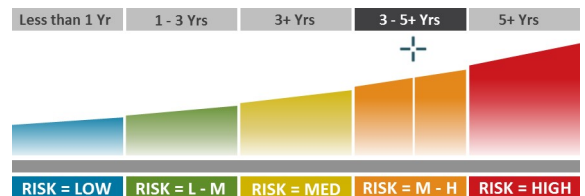
FUND INFORMATION

Portfolio Manager:	Arno Smit
Launch date:	02 Oct 2007
Portfolio Value:	R 189 005 835
NAV Price (Fund Inception):	100 cents
NAV Price as at month end:	189.70 cents
JSE Code:	MBIS
ISIN Number:	ZAE000103347
ASISA Category:	Global Multi Asset Flexible
Benchmark:	SteFl composite + 5% p.a.
Minimum lump sum:	R 25 000
Minimum monthly investment:	R 1 000
Valuation:	Daily
Valuation time:	08:00 (T+1)
Transaction time:	14:00
Date of Income Declaration:	28 February/31 August
Date of Income Payment:	2nd working day of Mar/Sep
Income Distribution (cpu)	
2017 Income Distribution:	0.00 cpu
2016 Income Distribution:	6.12 cpu

FEE STRUCTURE

Annual Service Fee:	1.14 % (Incl. VAT)
Initial Advisory Fee (Max):	3.42% (Incl. VAT)
Annual Advice Fee:	0 - 1.14% (if applicable)
Initial Fee:	0.00% (Incl. VAT)
Performance Fee:	None (Since: June 2016)
* Total Expense Ratio (TER):	2.19% (Incl. VAT)
Performance fees incl in TER:	0.18% (Incl. VAT)
Portfolio Transaction Cost:	0.10% (Incl. VAT)
Total Investment Charge:	2.29% (Incl. VAT)

RISK PROFILE



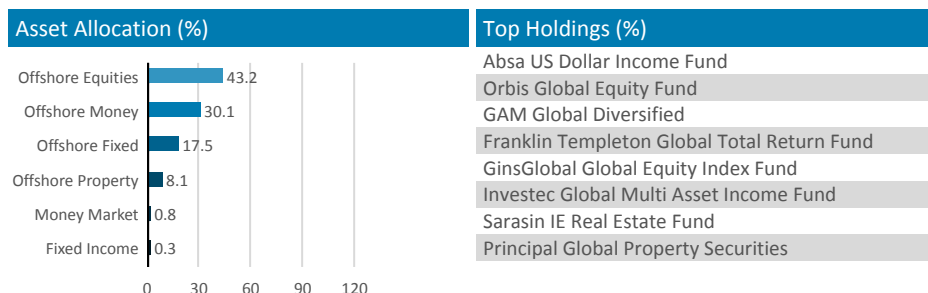
Medium - High Risk

- This portfolio holds more equity exposure than a medium risk portfolio but less than a high-risk portfolio. In turn the expected volatility is higher than a medium risk portfolio, but less than a high-risk portfolio. The probability of losses is higher than that of a medium risk portfolio, but less than a high-risk portfolio and the expected potential long term investment returns could therefore be higher than a medium risk portfolio.
- Where the asset allocation contained in this MDD reflect offshore exposure, the portfolio is exposed to currency risks
- The portfolio is exposed to equity as well as default and interest rate risks.
- Therefore, it is suitable for medium to long term investment horizons.

BOUTIQUE
+ COLLECTIVE
INVESTMENTS



PORTFOLIO HOLDINGS



INFORMATION AND DISCLOSURES

Risks

Where foreign securities are included in the portfolio there may be additional risks such as potential constraints on liquidity and repatriation of funds, macroeconomic risk, political risk, foreign exchange risk, tax risk, settlement risk as well as potential limitations on the availability of market information. Certain investments - including those involving futures, options, equity swaps, and other derivatives may give rise to substantial risk and might not be suitable for all investors.

*** Total Expense Ratio (TER)**

Please note: A higher TER ratio does not necessarily imply a poor return, nor does a low TER imply a good return. The current TER cannot be regarded as an indication of future TER's. Transaction Costs are a necessary cost in administering the Fund and impacts Fund returns. It should not be considered in isolation as returns may be impacted by many other factors over time including market returns, the type of Fund, the investment decisions of the investment manager and the TER. The TER and Transaction cost is calculated for the 3 year period / since inception (annualised) ending 31 March 2017.

Effective Annual Cost: Boutique Collective Investments adopted the ASISA Standard on Effective Annual Cost ("EAC"). The EAC measure allows you to compare charges on your investments as well as their impact on your investment returns prior to investing. For further information regarding the ASISA Standard on Effective Annual Cost and access to the EAC calculator please visit our website at www.bcis.co.za.

Fund

* Total Expense Ratio (TER)	Transactional Cost (TC)	Total Investment Charge (TER & TC)
2.19%	0.10%	2.29%
Of the value of the Fund was incurred as expenses relating to the administration of the Fund.	Of the value of the Fund was incurred as costs relating to the buying and selling of the assets underlying the Fund.	Of the value of the Fund was incurred as costs relating to the investment of the Fund.

FAIS Conflict of Interest Disclosure

Please note that your financial advisor may be a related party to the co-naming partner and/or BCI. It is your financial advisor's responsibility to disclose all fees he/she receives from any related party. The portfolio's TER includes all fees paid by portfolio to BCI, the trustees, the auditors, banks, the co-naming partner, underlying portfolios, and any other investment consultants/managers as well as distribution fees and LISP rebates, if applicable. The portfolio's performance numbers are calculated net of the TER expenses. The investment manager earns a portion of the service charge and performance fees where applicable. In some instances portfolios invest in other portfolios which form part of the BCI Scheme. These investments will be detailed in this document, as applicable.

Investment Manager

Skyblue Fund Managers (Pty) Ltd is an authorised Financial Service Provider FSP 30248.

- Additional information, including application forms, annual or quarterly reports can be obtained from BCI, free of charge or can be accessed on our website www.bcis.co.za.
- Valuation takes place daily and prices can be viewed on our website (www.bcis.co.za) or in the daily newspaper.
- Actual annual performance figures are available to existing investors on request.
- Upon request the Manager will provide the investor with portfolio quarterly investment holdings reports.

Management Company Information

Boutique Collective Investments (RF) (Pty) Limited
 Catnia Building,
 Bella Rosa Village, Bella Rosa Street,
 Bellville, 7530
 Tel: 021 007 1500/1/2 021 914 1880 + Fax: 086 502 5319
 + Email: clientservices@bcis.co.za + www.bcis.co.za

Custodian / Trustee Information

The Standard Bank of South Africa Limited
 Tel: 021 441 4100



DISCLAIMER

Boutique Collective Investments (RF) (Pty) Ltd ("BCI") is a registered Manager of the Boutique Collective Investments Scheme, approved in terms of the Collective Investments Schemes Control Act, No 45 of 2002 and is a full member of ASISA. Collective Investment Schemes in securities are generally medium to long term investments. The value of participatory interests may go up or down and past performance is not necessarily an indication of future performance. BCI does not guarantee the capital or the return of a portfolio. Collective Investments are traded at ruling prices and can engage in borrowing and scrip lending. A schedule of fees, charges and maximum commissions is available on request. BCI reserves the right to close the portfolio to new investors and reopen certain portfolios from time to time in order to manage them more efficiently. Additional information, including application forms, annual or quarterly reports can be obtained from BCI, free of charge. Performance figures quoted for the portfolio are from Morningstar, as at the date of this minimum disclosure document for a lump sum investment, using NAV-NAV with income reinvested and do not take any upfront manager's charge into account. Income distributions are declared on the ex-dividend date. Actual investment performance will differ based on the initial fees charge applicable, the actual investment date, the date of reinvestment and dividend withholding tax. BCI retains full legal responsibility for the third party named portfolio. Although reasonable steps have been taken to ensure the validity and accuracy of the information in this document, BCI does not accept any responsibility for any claim, damages, loss or expense, however it arises, out of or in connection with the information in this document, whether by a client, investor or intermediary. This document should not be seen as an offer to purchase any specific product and is not to be construed as advice or guidance in any form whatsoever. Investors are encouraged to obtain independent professional investment and taxation advice before investing with or in any of BCI's products. A fund of funds is a portfolio that invests in portfolios of collective investment schemes that levy their own charges, which could result in a higher fee structure.